



Spare Receiver
Flysky FS-16 B receiver
Better reception than A version
£ 19.00

Flysky fs-i6 2.4 gig transmitter and FS-ia6A receiver
Uses 4 dry cells . It has 10 model memories
And has servo reverse . And Epa . £65.00

Servos

SAVOX Weight 60 grams
0230 W/P Speed 0.13/60deg at 7.4v
Power 8.0kg/cm
£35.00



SAVOX
0250W/P MINI
£31/00

Weight 25 grams
Speed 0.14 /60deg at 6.0v
Power 5.0kg/cm

Radio Control Accessories

SERVO

Hitec Hs 325 b/r servo	3.7 kg	£ 23.00
Hitec HS 646/WP (water proof / BLUE)		
standard servo 9.6 kg		£ 47.00
Hitec HS 5086 (waterproof) Mini servo .		£ 51.00

HS 325



HS 785



HS 765



HS 5086



HS 646

Winches

PJ winch 1M	details on page 20	£ 107.00
PJ winch M,10,6m,A	details on page 20	£ 132.00
Hitec HS 785 drum winch (use in the Laser class)		£ 38.50
Hitec HS 765 lever arm winch		£ 38.50

Plastic Winch Drum 50mm £11.00 and 67mm £14.50

PLUGS AND SWITCHES

Small Toggle Switch with plug and socket with waterproof cover	9.00
Small Toggle Switch with waterproof cover (single pole)	5.25
(double pole)	5.60
Toggle Cover Only	2.90
Futaba Plug	2.50
Futaba socket	2.50
Hitec plug	2.50
Hitec socket	2.50
Molex Plug and Socket for battery to winch.	2.60
Futaba Red Plug	2.00




Heat Shrink 3.2mm shrink to 1mmTube	1.00
Spektrum Voltage Drop Protector	5.95

Antenna tube 300 mm long	1.15
--------------------------	------



PJ Winches



PJS 20

Size 41 x 20 x 37

Weight without drum 66 Grams

Drum weight 18 Grams

Drum size dia 67mm or 50mm

Circumference 190 mm or

Max of 2 turns .

Voltage 6v - 7.2vmax

Speed at 6 volts 0.9sec per turn

Speed at 7.2 volts 0.6 sec per turn

Torque 20kg at 1 cm

Ideal winch for R36 And 1m
Simple to set just plug in and
Use the transmitter atv's to
Adjust the travel , up to 2 turns
Economic on batteries..

Cost £ 107.00



PJS 36

Size 41 x 20 x 46

Weight without drum 79 Grams

Drum weight 18 Grams

Drum size dia 67mm

Circumference 190 mm

Max of 3 turns .

Voltage 6v - 7.2vmax

Speed at 6 volts 0.8sec per turn

Speed at 7.2 volts 0.6 sec per turn

Torque 36kg at 1 cm

winch for M's 10r's 6m & A class
Simple to set just plug in and
Use the transmitter atv's to
Adjust the travel , up to 3 turns
Economic on batteries. .

Cost £132.00

Batteries &Chargers

BATTERIES

Physical Size A.A. Cells

6 cell Battery pack 2100 m.ainp. Nickel Metal Hydride


Fitted with universal 2 pin plug or XT30 plug £26.00

5 cell Battery pack 2100 m.ainp. Nickel Metal Hydride

Fitted with universal 2 pin plug or XT30 plug £22.00

single cell 2100 .amp £ 3.75

Batteries need to be collected / or sent by courier (Hermes)



6 cell pack shown



Charger

The G.T. Power SD4 balancer charger

Charges Lipo /Life /Lihv /Nimh /Nicd batteries

Power input 100-240 AC



Power output 0.5A /1A /1.5A /2.0A /2.5A /3.0A

4-8 cells Nicd / Nimh

2-4 cells Lipo/Life/lihv

Cost £ 30.00

R/c servo powered clew outhaul adjuster , a servo modified to produce The required travel ,with a small winch drum inside the boom that feeds cord to the lever & multiplying pulleys at the end of the boom, your Transmitter should have atv for this to work at its best



£ 100.00

Deck Fittings

22

PW 1	Eyebolt 1/2" 3mm	0.95
PW 1h	Eyebolt 1" 3mm	0.95
PW1c	Eyebolt 1" 3.5mm	0.95
PW 1d	Eyebolt 20mm 2.5mm	0.95
PW 1e	Eyebolt 1" 4ba aluminium black anodised, 1/2 weight of chromed partner.	1.30
PW 1f	Eyebolt 1/4" 3.5mm & nut for jib slide	0.95
PW 1g	Eyebolt 2" 2ba	1.60
PW 2	Deck Plate chromed brass	2.50
PW 3	Keel Bolt 3mm brass insert with tufnol block and s/s bolt.	2.80
PW 3b	Ballast Bolt, brass sleeve nut for securing a detachable lead to a fin.	2.30
PW 4	Jib Rack Chromed Brass.	3.50
PW 5	Jib Slide 3" black anodised. Includes 1 Insert PW 5e. Normally supplied with ThumbWheel.	5.25
PW 5b	Jib Slide 5" black anodised. Includes 1 Insert PW 5e. Normally supplied with Thumb Wheel.	5.25
PW 5c	Jib/Mast Slide 16" black anodised, Order Inserts separately.	6.00
PW 5d	Insert to accept Mast Mounting plug in slide (plug is part PW24c)	2.30
PW 5e	Insert for Jib/Mast Slide, eye glues across or in line. Supplied with thumbwheel	3.40
PW 5f	As Above, Supplied with Screw & Washer to prevent line from snagging wheel	2.80
PW 6	Mast Ram 4ba fits Jib/Mast Slide	2.55
Pw 6b	Mast ram 4ba curved head to fit mast, with large thumbwheel	3.30
PW 6c	As PW 6b with plug for Bulkhead	3.85
PW 9	Mast Jack 5/8", 1/2" Black alum.	3.70
PW 11	Rudder Arm 1/8" plated brass	4.20
PW 11b	Rudder Arm 5/32" single	4.20
PW 11c	Rudder Arm 3/16" single	4.20
PW 11d	Rudder Arm 1/8" double	4.40
PW 11e	Rudder Arm 5/32 double	4.40
PW 11f	Rudder Arm 3/16 double	4.40
PW12	Single arm black plastic with metal insert 2mm, 3mm, 4mm	2.05
PW 12b	Detachable rudder fitting/arm, this is attached loosely to the rudder tube and allows the rudder to be removed for transport, no access to hull is necessary. Special Shaft is supplied for 5/32" or 3/16".	16.55
Shaft only		4.00

